

## Enhanced Recovery After Surgery Clinical Pathway

Clinical Pathway 1st Quarter Report 2021

Data Collection Period: 01 January 2021- 31 March 2021.

Units using the clinical pathway: Antenatal Clinic, L&D , A1

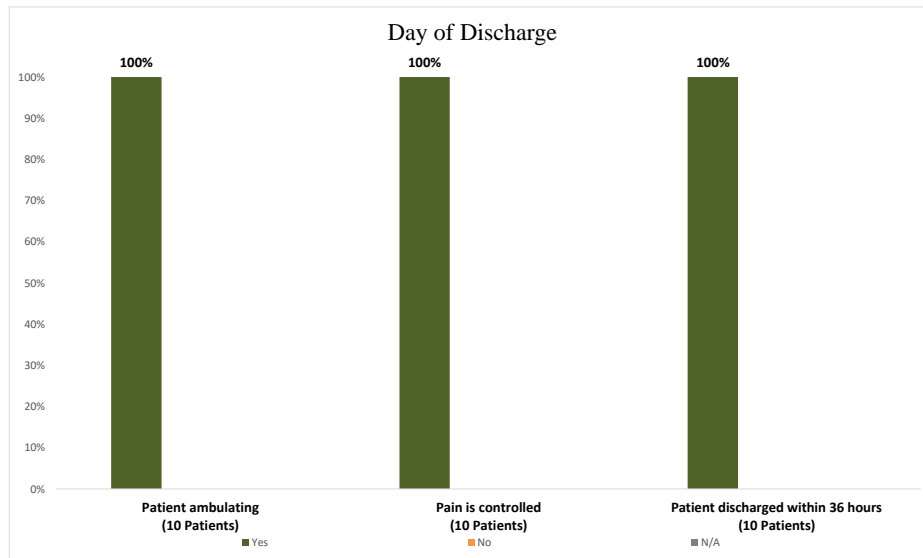
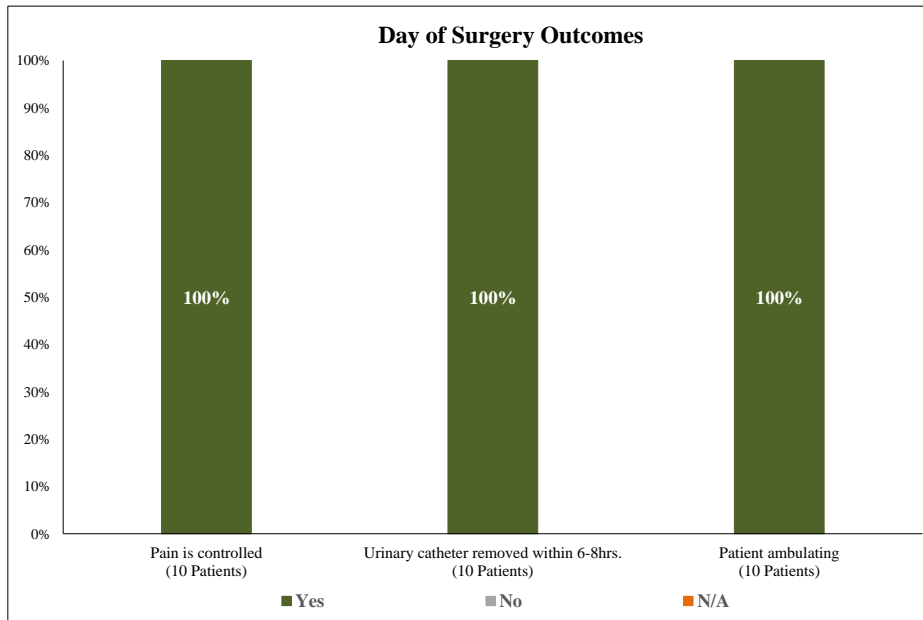
Data Sources: Retrospective review of clinical pathway forms

Number of patients managed on the clinical pathway is: 10 .

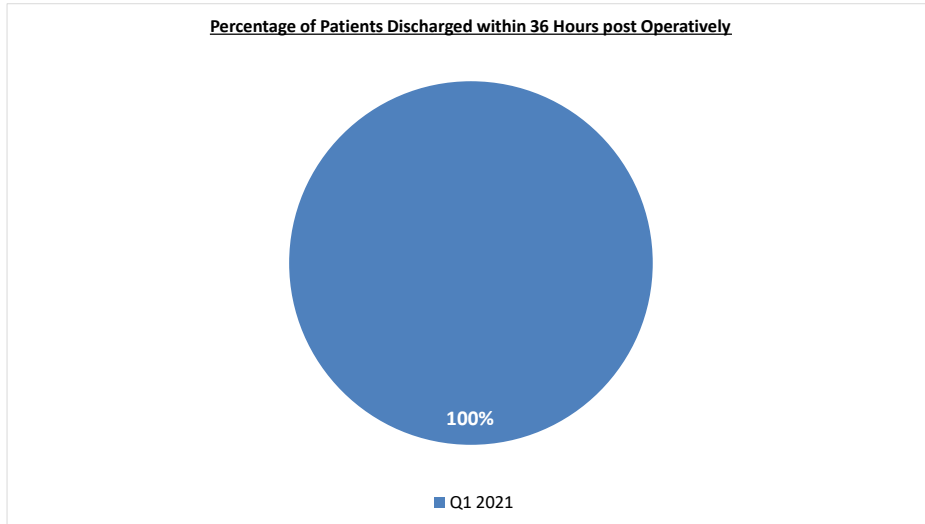
The documentation compliance on the clinical pathway per discipline in the table below:

Discipline	No. of Patients	Complete Documentation	Incomplete Documentation
Medical Doctor	10	100%	0%
Antenatal Clinic Nurse	10	100%	0%
L&D Nurse	10	100%	0%
A1Nurse	10	100%	0%

The clinical pathway outcomes are illustrated in the following graphs:



**Percentage of Patients Discharged within 36 Hours post Operatively**



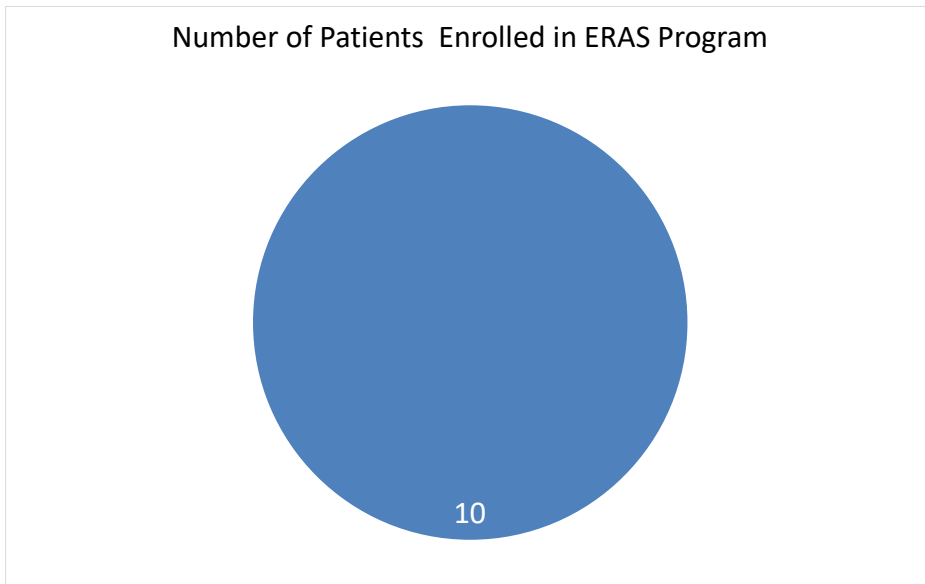
**Measures:**

The ultimate outcome measure for this clinical pathway is to discharge patients within 36 hours post operatively.

**Findings:**

1. All patients were treated as per planned in ERAS protocol .
2. The average LOS for all patients put on the clinical pathway were 36 Hours .
3. The clinical pathway utilization is 100% .

**Number of Patients Enrolled in ERAS Program**



**Action Plan:**

1. The report to be shared with the respective Healthcare Provider/ Medical Quality Director / Clinical Pathway Coordinator)
2. Encourage healthcare providers to utilize the clinical pathway nurse champion as a resource for any clarifications during the clinical pathway coordinator monthly rounds.

**Recommendations:**

All end-user disciplines need to improve the documentation compliance and to keep up the excellent utilization compliance