



Utilization Report Per Clinical Pathway

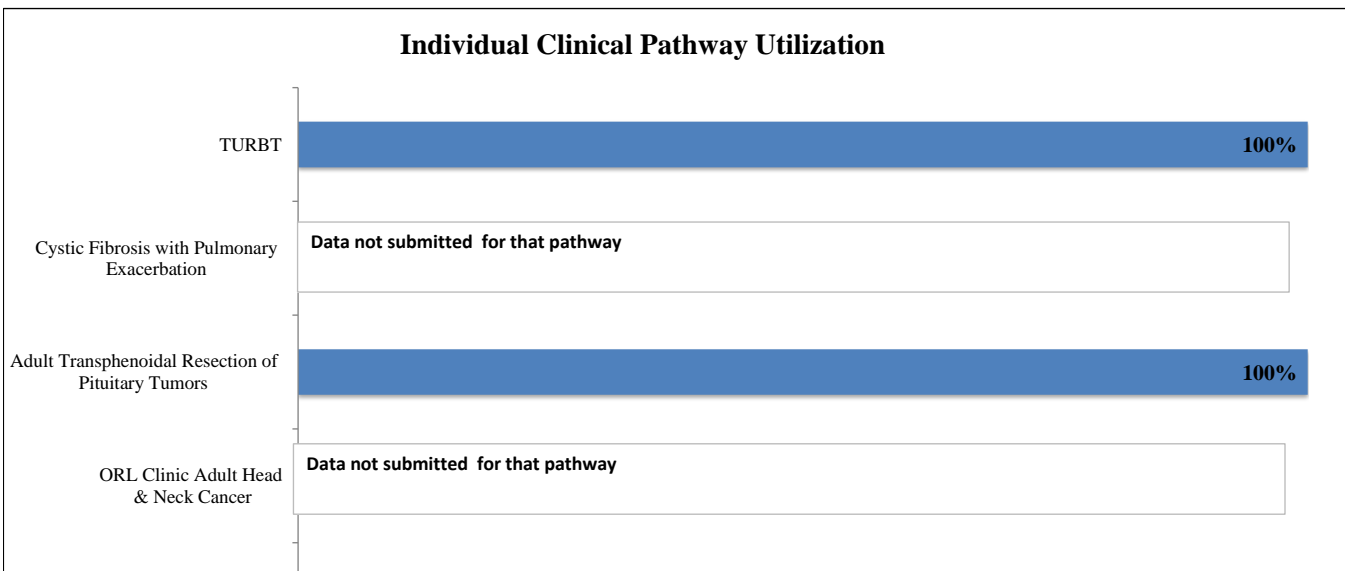
Clinical Pathway 1st Quarter Report 2021

Data Collection Period: 01 January 2021 - 31 March 2021

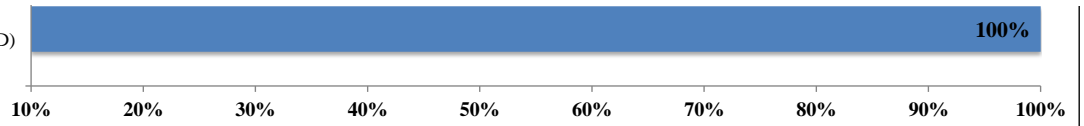
The table below indicates the percentages of Clinical Pathway utilization:

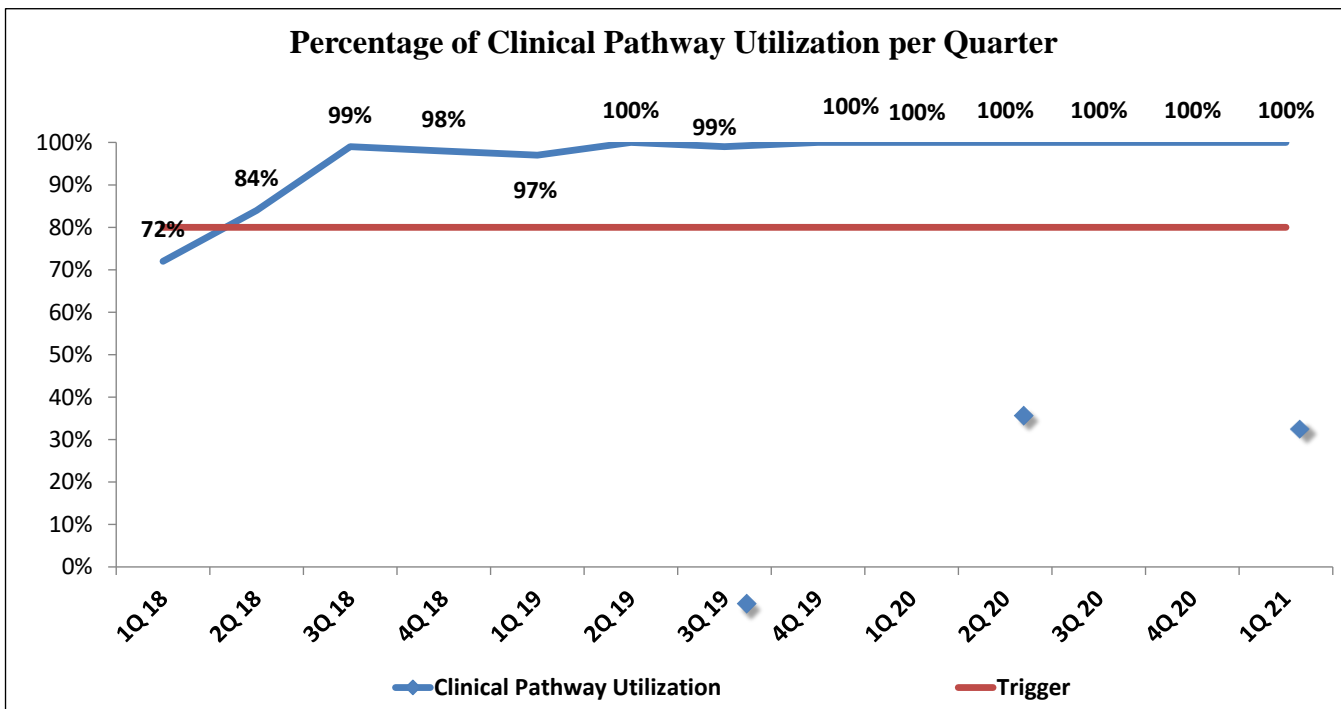
Overall Clinical Pathway Utilization Across Departments			
Clinical Pathway Name	Number of managed patients on the Clinical Pathway	Number of eligible patients on the Clinical Pathway	Percentage of each Clinical Pathway
External Ventricular Drain Management (EVD)	21	21	100%
ORL Clinic Adult Head & Neck Cancer	0	N/A	N/A
Adult Transphenoidal Resection of Pituitary Tumors	14	14	100%
Cystic Fibrosis with Pulmonary Exacerbation	0	N/A	N/A
TURBT	15	15	100%
EMU	93	N/A	N/A
ERAS	10	N/A	N/A
SSCO Oncology	10	N/A	N/A
Predicting Successful Extubation *	11	N/A	N/A
TOTAL :	50	50	100%

*** Note:** These clinical pathways are not included in the utilization because there is no data source for the eligible number of the patients who should be put on the pathway.



External Ventricular
Drain Management (EVD)





Findings

This quarter overall utilization is below the Tigger.

Action Plan:

1. The report is to be shared with the respective Healthcare Provider/Medical Quality Director /Clinical Pathway Coordinator
2. Quality management division will be starting meeting with CP owner and representative departments chairmen to enhance clinical pathway documentation and utilization
3. To continue doing the monthly rounds to identify any other oppportunity for improvement.