

Enhanced Recovery After Surgery Clinical Pathway

Clinical Pathway 2nd Quarter Report 2021

Data Collection Period: 01 April 2021- 30 June 2021.

Units using the clinical pathway: Antenatal Clinic, L&D , A1

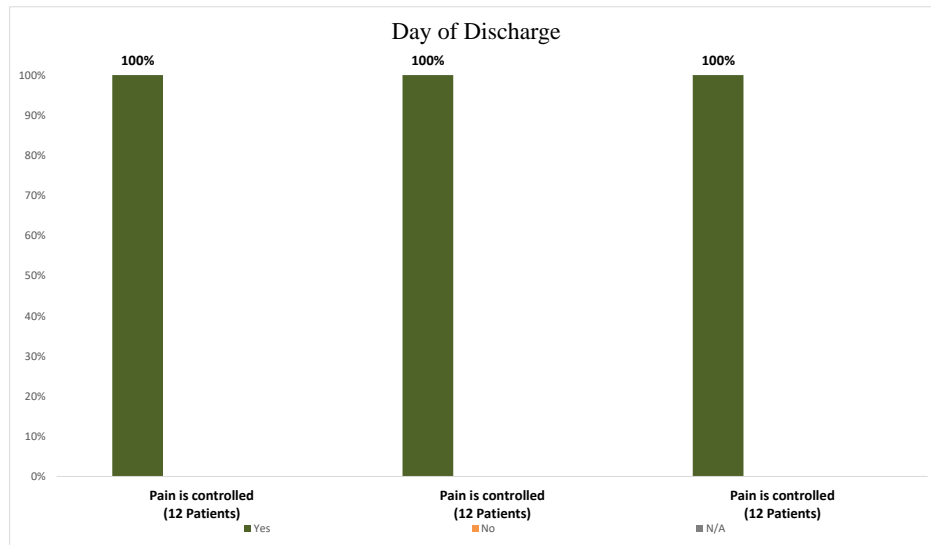
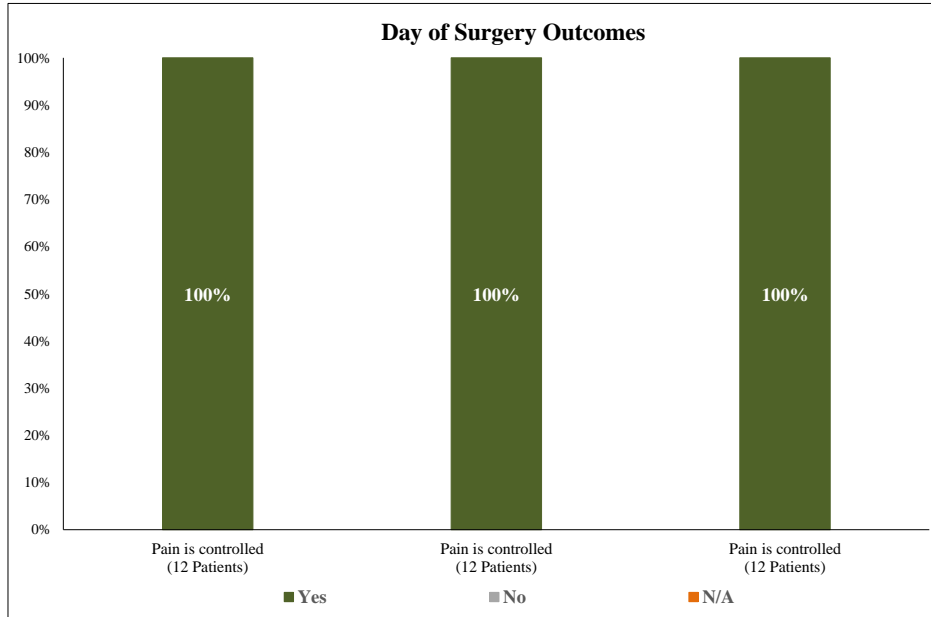
Data Sources: Retrospective review of clinical pathway forms

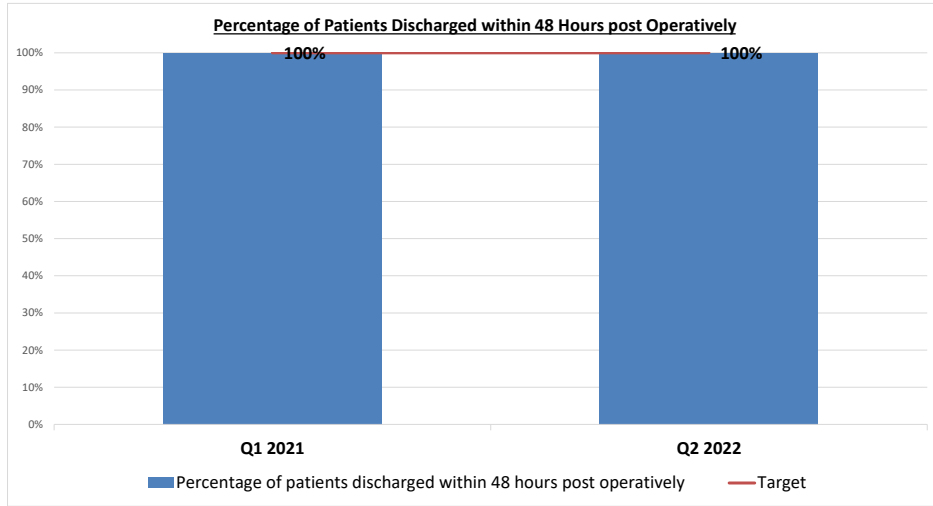
Number of patients managed on the clinical pathway is: 12 .

The documentation compliance on the clinical pathway per discipline in the table below:

| Discipline | No. of Patients | Complete Documentation | Incomplete Documentation |
|------------------------|-----------------|------------------------|--------------------------|
| Medical Doctor | 12 | 100% | 0% |
| Antenatal Clinic Nurse | 12 | 100% | 0% |
| L&D Nurse | 12 | 100% | 0% |
| A1Nurse | 12 | 100% | 0% |

The clinical pathway outcomes are illustrated in the following graphs:



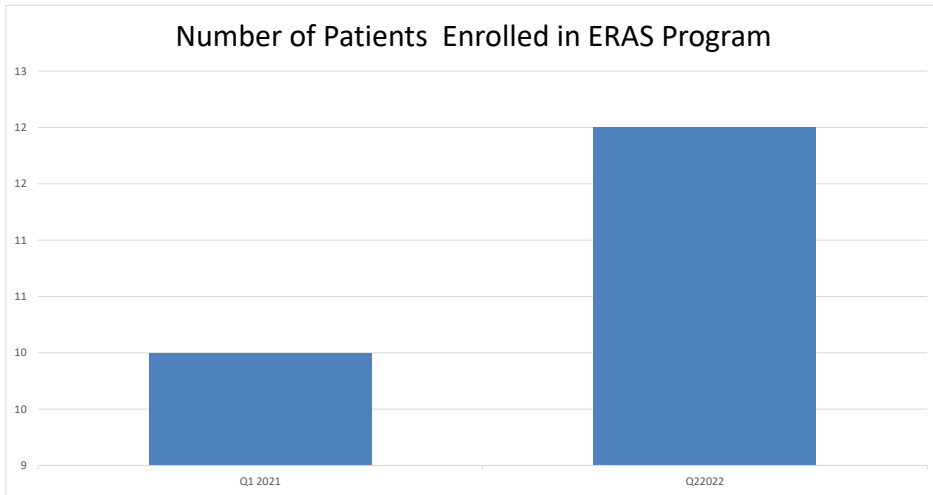


Measures:

The ultimate outcome measure for this clinical pathway is to discharge patients within 36 hours post operatively.

Findings:

1. All patients were treated as per planned in ERAS protocol .
2. The average LOS for all patients put on the clinical pathway were 36 Hours .
3. The clinical pathway utilization is 100% .



Action Plan:

1. The report to be shared with the respective Healthcare Provider/ Medical Quality Director / Clinical Pathway Coordinator)
2. Encourage healthcare providers to utilize the clinical pathway nurse champion as a resource for any clarifications during the clinical pathway coordinator monthly rounds.

Recommendations:

All end-user disciplines need to improve the documentation compliance and to keep up the excellent utilization compliance