

Transurethral Resection of Bladder Tumor Report Clinical Pathway

Clinical Pathway 3rd Quarter Report 2021

Data Collection Period: 01 July 2021- 30 September 2021

Units using the clinical pathway: PACU, DSU & A3

Data Sources: Retrospective review of clinical pathway forms

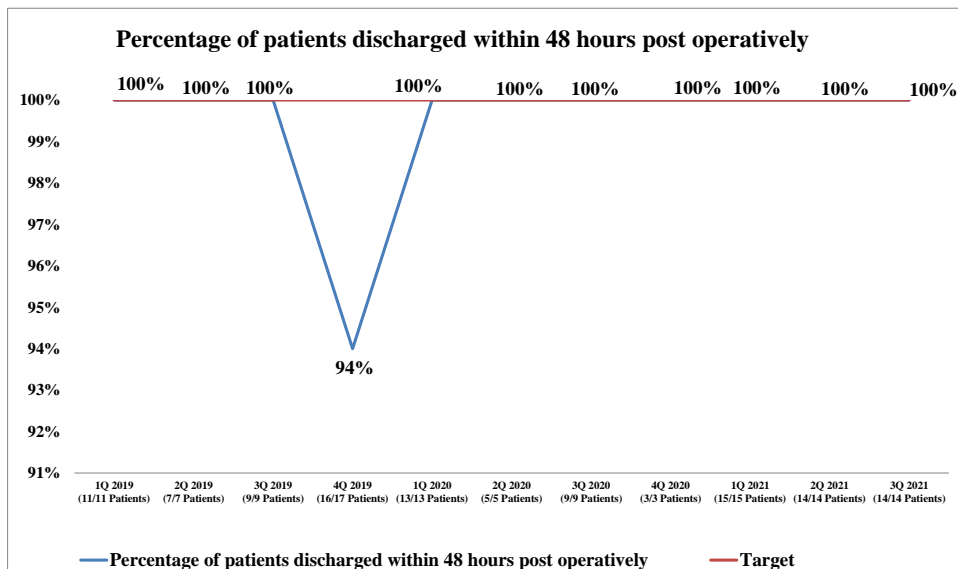
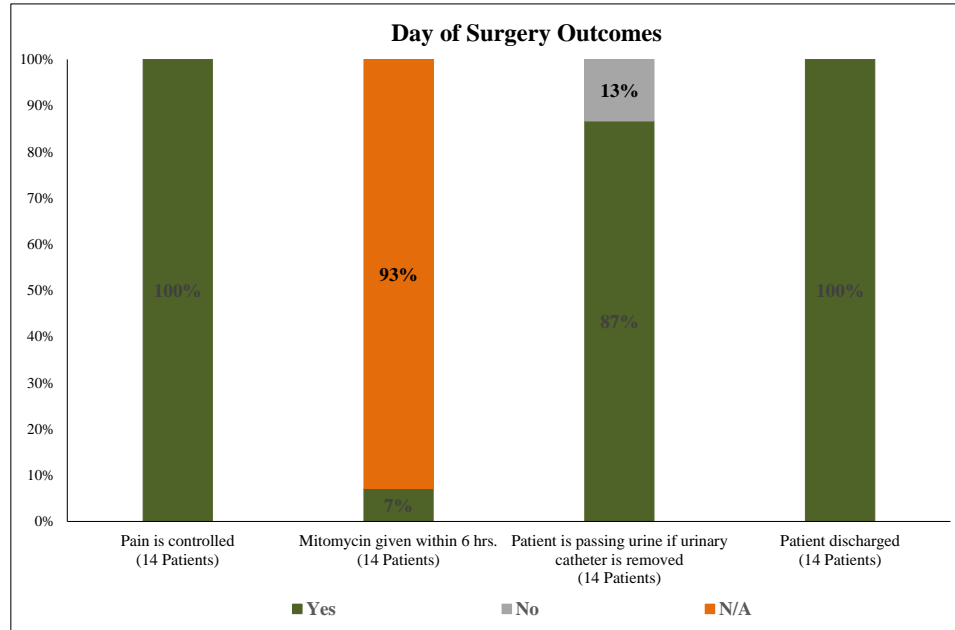
Number of patients who were eligible to be put on the clinical pathway in DSU is: 14

Number of patients managed on the clinical pathway in DSU is: 14 (Utilization is 100 %)

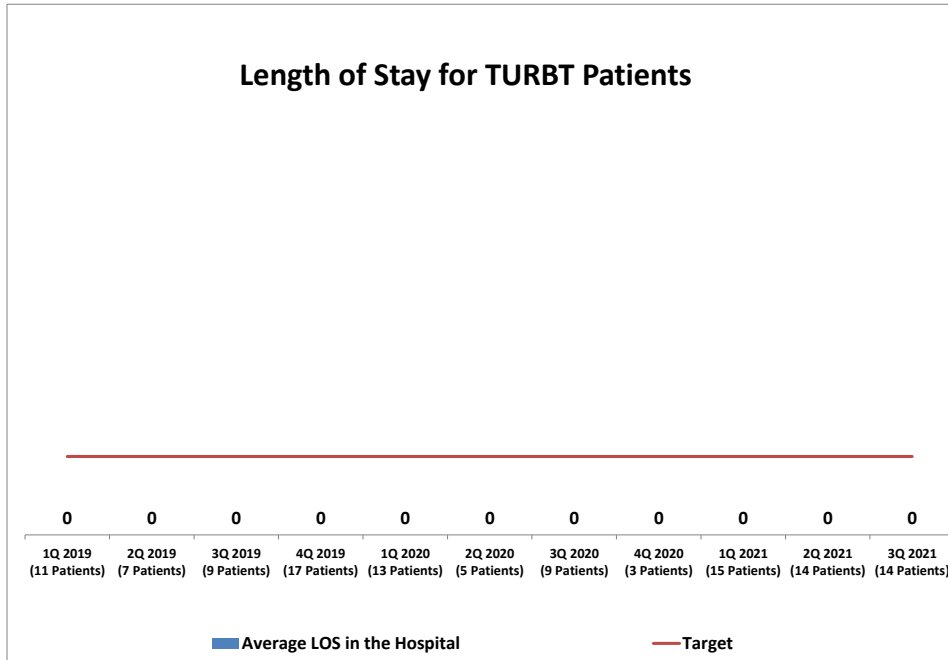
The documentation compliance on the clinical pathway per discipline in the table below:

Discipline	No. of Patients	Complete Documentation	Incomplete Documentation
Medical Doctor	14	100%	0%
DSU Nurse	14	100%	0%

The clinical pathway outcomes are illustrated in the following graphs:



Length of Stay for TURBT Patients

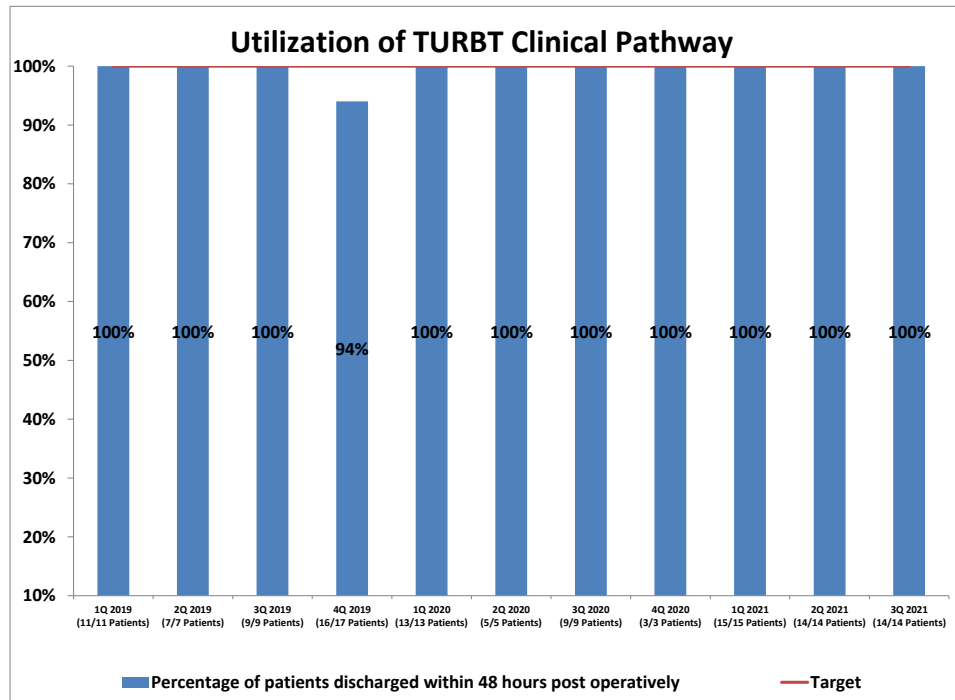


Measures:

The ultimate outcome measure for this clinical pathway is to discharge patients within 48 hours post operatively.

Findings:

1. All patients were treated as same day admission .
2. The average LOS for all patients put on the clinical pathway was 0 Day.
3. The clinical pathway utilization is 100% .



Action Plan:

1. The report to be shared with the respective Healthcare Provider/ Medical Quality Director / Clinical Pathway Coordinator)
2. Encourage healthcare providers to utilize the clinical pathway nurse champion as a resource for any clarifications during the clinical pathway coordinator monthly rounds.

Recommendations:

All end-user disciplines need to improve the documentation compliance and to keep up the excellent utilization compliance