



مستشفى الملك فيصل التخصصي ومركز الأبحاث
King Faisal Specialist Hospital & Research Centre
مؤسسة عامة - Gen. Org.

Sehaty Manual



SEHATY
in my hands

صحتي
بين يدي

Index

Overview & Account		4	Radiology		24
Health Profile		9	Documents & Reports		25
Add Allergy "Health Profile"		10	Medical Evaluation		26
Calendar		14	Vital signs		30
Lifestyle		15	Surgical procedures		31
Appointments		16	Pathology reports		32
Medical Conditions		17	Hospital Visits		33
Medications		18	Medical Supplies		34
Health Maintenance		20	Medical Supplies Request		35
Immunizations		21	Nursing Supplies Request		37
Laboratory Tests		22	Personal Profile		39
			Trouble shooting		41



King Faisal Specialist Hospital and Research Centre has developed SEHATY, a Patient Portal system for a convenient and secure 24 hour access to patients' health records information. The goal of Sehaty is to empower patients with an effective communication platform to improve patient satisfaction and engagement.



To create a new account & Start using Sehaty Services:

Visit Sehaty website at [Sehaty.sa](https://sehaty.sa) or download "Sehaty" application from the official smart devices stores **or** proceed to the nearest Hospital registration desk

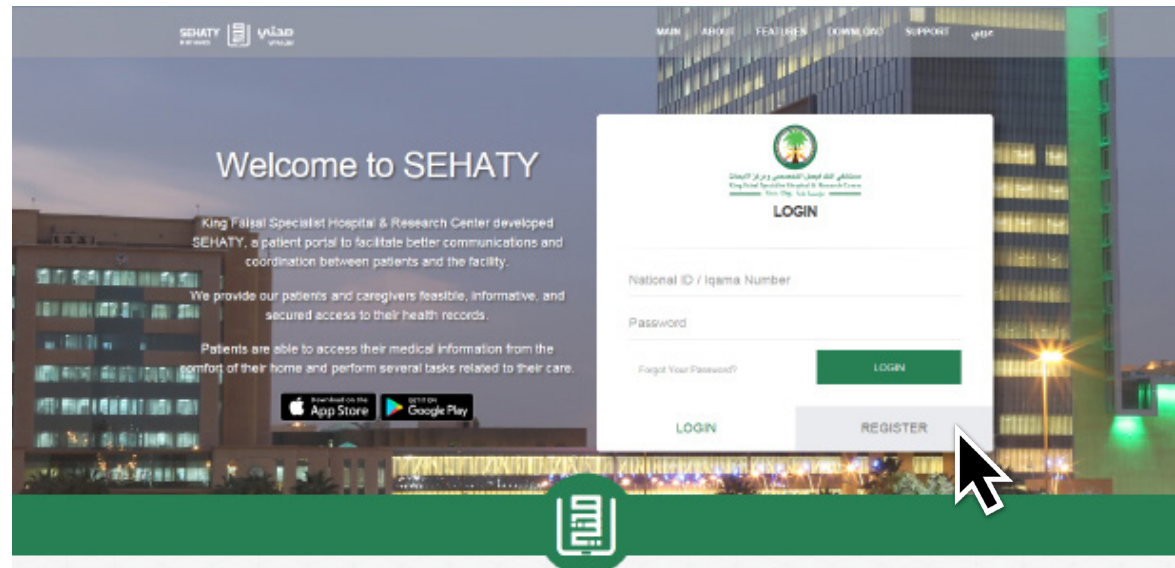
How to get to SEHATY ?

Visit Sehaty website at Sehaty.sa or download Sehaty application on your Android or Apple devices or PC



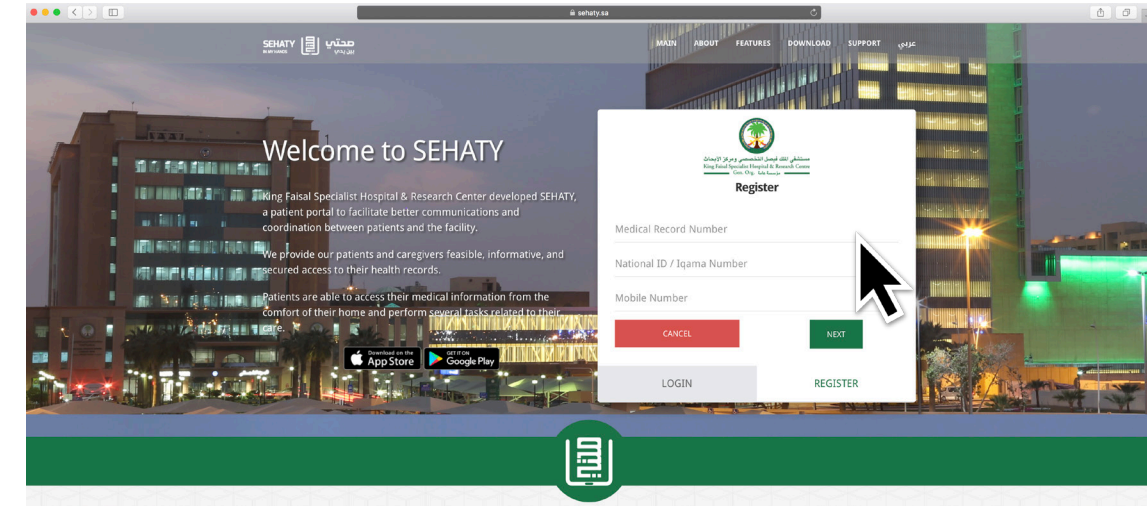
Account registration

Click on 'Register'



Enter the following data to register for Sehaty:

- 1) Medical Record number at KFSH&RC
- 2) National ID/Iqama Number
- 3) Mobile number



- Click next
 - You will receive a numeric verification code on the mobile phone number registered in Sehaty.
 - Enter that verification code and then click 'next'
 - To set a password, follow these steps:
 - o It should have 8 characters
 - o It should contain letters and numbers
 - o It should have one of these characters #, \$, @, Or capital letters
- After completing these steps you can sign in with your national ID number or Iqama number as a user name and the password that you have set and then click on 'login'

- If you forgot your password, you need to reset it.
- Click on 'forgot your password ' on Sehaty webpage



LOGIN

National ID / Iqama Number

Password

[Forgot Your Password?](#)

LOGIN

LOGIN

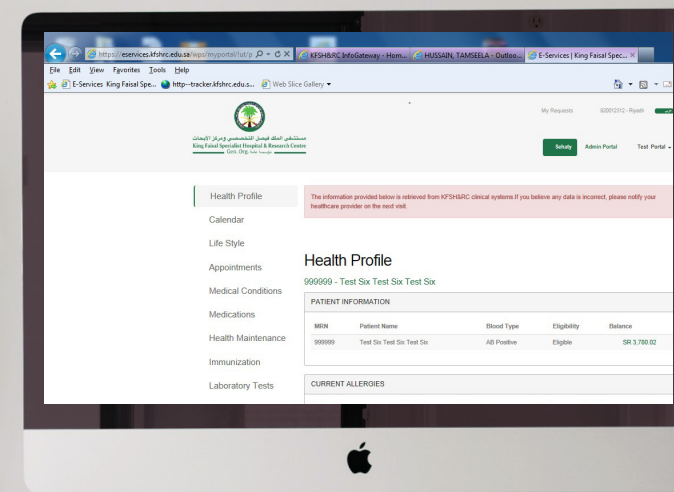
REGISTER

- If you forgot your password, you need to reset it.
- Click on 'forgot your password ' on Sehaty webpage
- Enter the national ID number or iqama and click 'next'
- You will receive a numeric verification code on your mobile phone that you registered with.
- After this, you may reset your password.

SEHATY

You can access your personal medical health file and perform many of the services without the need to call or to be present at the hospital.

*Registration is now available via King Faisal Specialist Hospital and Research Centre website.




Electronic Services

A detailed explanation of benefiting from SEHATY electronic services

Health Profile

This feature gives you a summary of your medical information as recorded in your health record such as BMI, allergies and current medications.



مستشفى الملك فيصل التخصصي ومركز الأبحاث
King Faisal Specialist Hospital & Research Centre
مؤسسة عامة - Gen. Org.

My Requests

920012312 - Riyadh

مرحباً

Sehaty

Admin Portal

Test Portal

Health Profile

Calendar

Life Style

Appointments

Medical Conditions

Medications

Health Maintenance

Immunization

Laboratory Tests

Radiology

Documents & Reports

The information provided below is retrieved from KFSH&RC clinical systems.If you believe any data is incorrect, please notify your healthcare provider on the next visit.

Health Profile

999999 - Test Six Test Six Test Six

PATIENT INFORMATION					
MRN	Patient Name	Blood Type	Eligibility	Balance	
999999	Test Six Test Six Test Six	AB Positive	Eligible	SR 3,780.02	


CURRENT ALLERGIES					
Substance	Category	Reaction	Severity	Updated	Source
Egg Allergy	Food	Nasal congestion	Mild	17/02/2016	Family

Add Allergy “Health Profile”

You can update your current allergic list available in your medical record using Sehaty by adding the name of the medication or substance to which you are allergic to.

1- Once logged in, click on “Health Profile” option from the left hand navigation

Health Profile

360999 - Dadblk Addw Tdflw Dydtfdwz 

PATIENT INFORMATION

Blood Type	Eligibility	Balance
A Positive	Eligible	0.00 SR

CURRENT ALLERGIES

[Add](#)

Substance	Source	Updated
Lamb Allergy	Patient	17 Sep 2019
fentaNYL	Sehaty	10 Jul 2019
ALPRAZolam	Patient	26 Jun 2019
levoFLOXacin	Patient	26 Jun 2019

2- On the “Health Profile” screen, go to the “Current Allergies” section of the screen

CURRENT ALLERGIES

[Add](#)

Substance	Source	Updated
Lamb Allergy	Patient	17 Sep 2019
fentaNYL	Sehaty	10 Jul 2019
ALPRAZolam	Patient	26 Jun 2019
levoFLOXacin	Patient	26 Jun 2019
acyclovir	Patient	26 Jun 2019
5HT1 agonists	Patient	26 Jun 2019
ciprofloxacin hydrochloride	Patient	26 Jun 2019

3- To add an Allergy, click on the “Add” button at the right side of your current allergies list

CURRENT ALLERGIES			Add
Substance	Source	Updated	
Lamb Allergy	Patient	17 Sep 2019	

4- A small window will open where you can select, (from the drop down list), the name of the substance or medication to which you are allergic. Then click the “Add” button.

Add Allergy

Allergies:

Egg Allergy

Add

Close

Blood Type	Eligibility	Balance
A Positive	Eligible	0.00 SR

5- An Alert message will appear notifying you that your request has been received and will be reflected in the “Current Allergies” list

Health Maintenance

Immunization

Laboratory Tests

Radiology

Documents & Reports

Vital Signs

Alert

Thank you we have received your request it and will be reflected in moments

Close

LevoFLOxacin	Patient	Updated
acyclovir	Patient	17 Sep
		10 Ju
		26 Ju
		26 Ju
		26 Ju

6- After that, your allergy request will appear in the “Current Allergies” section of the screen

7- At your next visit to KFSH&RC, please confirm your allergy with the doctor, nurse or pharmacist.

Calendar

The blue dots on the calendar indicate date and location of previous or upcoming appointments. For further information about your appointments, such as cancelling/rescheduling or receiving appointments slips via sms, email or printing, go to the 'Appointments' tab in Sehaty.

The screenshot shows the top navigation bar with the King Faisal Specialist Hospital & Research Centre logo, contact information, and a user profile icon. Below the navigation bar, there are tabs for 'Health Profile', 'Calendar', 'Life Style', 'Appointments', 'Medical Conditions', 'Medications', 'Health Maintenance', 'Immunization', and 'Laboratory Tests'. The 'Calendar' tab is selected, displaying a calendar for January 2017. The calendar shows dates from 1 to 23, with a blue dot on the 20th indicating an appointment. A green line connects the 20th to the 'Appointments' tab. The calendar is titled 'JANUARY 2017 / RABIA AL THANI - JUMADA AL AWAL' and includes 'Prev', 'Today', and 'Next' buttons.

My Requests 920012312 - Riyadh

Sehaty Admin Portal Test Portal

Health Profile

Calendar

Life Style

Appointments

Medical Conditions

Medications

Health Maintenance

Immunization

Laboratory Tests

Patient Calendar

999999 - Test Six Test Six Test Six

JANUARY 2017 / RABIA AL THANI - JUMADA AL AWAL

Prev Today Next

Sunday	Monday	Tuesday	Wednesday	Thursday	Friday	Saturday
1 3	2 4	3 5	4 6	5 7	6 8	7 9
8 10	9 11	10 12	11 13	12 14	13 15	14 16
15 17	16 18	17 19	18 20	19 21	20 22	21 23

Lifestyle

This feature provides a placeholder to link your health information to your smart devices, such as glucometers or blood pressure logs, if chosen to activate this feature. It reads the information stored in your smart phone and allows your health care provider to keep track of your progress. All smart device compatible data is stored here.

The screenshot shows the 'LIFE STYLE' section of the Sehaty app. It includes a sidebar with 'Health Profile', 'Calendar', 'Life Style', 'Appointments', and 'Medical Conditions'. The 'Life Style' tab is selected, displaying a 'LIFE STYLE' section with 'Body Fat Percentage' and 'Body Mass Index' metrics. Below this, there is a 'Life Style Sync' dialog box with a 'Sync' button and three toggle switches: 'Enable Life Style', 'Enable Background Sync', and 'Allow Uploading My Data'. A green line connects the 'Sync' button to the 'Life Style' section.

Health Profile

Calendar

Life Style

Appointments

Medical Conditions

LIFE STYLE

999999 - Test Six Test Six Test Six

LIFE STYLE

Body Fat Percentage

Body Mass Index

Life Style Sync

Sync

Enable Life Style

Enable Background Sync

Allow Uploading My Data

1- After having the medical data in your mobile device you can simply sync it by following these steps:
* Click on sync

2- Allow all to sync then click on sync again

Your medical data will be transferred to your health profile at KFSH & RC. You can review it in Sehaty and your doctor can follow up by reviewing your updated information.

Appointments

- Click on appointments tab and click on 'options'.
- You can review, reschedule or cancel your appointments.


Upcoming Appointments

999999 - Test Six Test Six Test Six

UPCOMING APPOINTMENTS			
Caregiver	Appointment Place	Appointment Date	Time
Abdulaziz Alnasser	Family Medicine Clinic, 2nd Floor	Monday 07 Safar 1438 07 November 2016	09:15
<div>Options ▾</div> <div>Show Appointment Instruction</div> <div>See Appointment Slip</div> <div>Send Appointment by SMS</div> <div>Send Appointment by Email</div> <div>Cancel the Appointment</div> <div>Postpone the Appointment</div>			

Medical Conditions

View a list of medical conditions as diagnosed by your KFSH & RC clinician in your electronic health record. Here you can click on 'details' and print further information.



مستشفى الملك فيصل التخصصي ومركز الأبحاث
King Faisal Specialist Hospital & Research Centre
مؤسسة عامة، Gen. Org.

My Requests 920012312 - Riyadh عربي

Sehaty Admin Portal Test Portal ▾

Health Profile

Calendar

Life Style

Appointments

Medical Conditions

Medications

Health Maintenance

Immunization

Medical Conditions


999999 - Test Six Test Six Test Six

DIAGNOSIS			
Date	Description	Type	Status
01 Dhu Al Hijja 1436 14 September 2015	Family history of diabetes mellitus	Diagnosis	Active
04 Rabia Al Thani 1435 04 February 2014	Pneumonia, unspecified	Diagnosis	Active
04 Rabia Al Awal 1435 05 January 2014	Brucellosis	Diagnosis	Inactive
28 Shawwal 1434 04 September 2013	CHF [Congestive heart failure]	Diagnosis	Resolved
12 Safar 1434	Asthma	Diagnosis	Active



Medications

This feature allows you to review all current (active) and past (inactive) medications as prescribed by King Faisal Specialist Hospital and Research Center clinicians.



مستشفى الملك فيصل التخصصي ومركز الأبحاث
King Faisal Specialist Hospital & Research Centre
مؤسسة عامة - Gen. Org.

Sehaty Admin Portal Test Portal

Health Profile

Calendar

Life Style

Appointments

Medical Conditions

Medications

Health Maintenance

Immunization

Laboratory Tests

Radiology

Medications

999999 - Test Six Test Six Test Six

ACTIVE MEDICATIONS

Date	Name	Quantity	Refill Quantity	Due date
No data available in table				

INACTIVE MEDICATIONS

Search:

Date	Name	Quantity	
02/03/2014	Mapap 325 mg Tablet (Acetaminophen)	2 Each	Options
26/02/2014	Metoprolol Succinate ER 50 mg Tab-XL (Metoprolol)	1 Ea	Options
26/02/2014	metoprolol 5 mg Can	1 Each	

Medications

Mapap 325 mg Tablet (Acetaminophen)

Description: Acetaminophen 325 mg Tablet
Route:
Instruction: As directed
Doctor Name: Dba Test

Warnings

Do not drink alcoholic beverages when taking this medicine.

[Medication Pamphlet](#)

Close

Acetaminophen

Acetaminophen

You must carefully read the "Consumer Information Use and Disclaimer" below in order to understand and correctly use this information

Pronunciation

(a seet a MIN oh fen)

Brand Names: U.S.

Acephen [OTC]; Aspirin Free Anacin Extra Strength [OTC]; Cetafen Extra [OTC]; Cetafen [OTC]; Excedrin Tension Headache [OTC]; FeverAll Adult [OTC]; FeverAll Childrens [OTC]; FeverAll Infants [OTC]; FeverAll Junior Strength [OTC]; Little Fevers [OTC]; Mapap Arthritis Pain [OTC]; Mapap Children's [OTC]; Mapap Extra Strength [OTC]; Mapap Junior Rapid Tabs [OTC]; Mapap [OTC]; Non-Aspirin Pain Reliever [OTC]; Nortemp Children's [OTC]; Ofirmev; Pain & Fever Children's [OTC]; Pain Eze [OTC]; Phabitol Extra Strength [OTC]; Phabitol [OTC]; Q-Pap Children's [OTC]; Q-Pap Extra Strength [OTC]; Q-Pap Infant's [OTC]; Q-Pap [OTC]; RapiMed Children's [OTC]; RapiMed Junior [OTC]; Silapap Children's [OTC]; Silapap Infant's [OTC]; Triaminic Children's Fever Reducer Pain Reliever [OTC]; Tylenol 8 Hour [OTC]; Tylenol Arthritis Pain Extended Relief [OTC]; Tylenol Children's Meltaways [OTC]; Tylenol Children's [OTC]; Tylenol Extra Strength [OTC]; Tylenol Jr. Meltaways [OTC]; Tylenol [OTC]; Valorin Extra [OTC]; Valorin [OTC]

Brand Names: Canada

Abenol; Apo-Acetaminophen; Atasol; Novo-Gesic; Pediatrix; Tempira; Tylenol

Warning

- Very bad and sometimes deadly liver problems have happened with the use of acetaminophen. Some people needed a liver transplant. Liver problems happened most often in people taking more than 4,000 mg (milligrams) in a day. People were often taking more than one drug with acetaminophen in it. Talk with your doctor.

What is this drug used for?

- It is used to ease pain and fever.


What do I need to tell my doctor BEFORE I take this drug?

All products:

- If you have an allergy to acetaminophen or any other part of this drug.
- If you are allergic to any drugs like this one, any other drugs, foods, or other substances. Tell your doctor about the allergy and what signs you had, like rash; hives; itching; shortness of breath; wheezing; cough; swelling of face, lips, tongue, or throat; or any other signs.

Health Maintenance

This feature provides a list of recommended labs or procedures for your age and health status. Please inform your clinician if you are in proximity of a preventative or follow-up screening.




مستشفى الملك فيصل التخصصي ومركز الأبحاث
King Faisal Specialist Hospital & Research Centre
مؤسسة عامة Gen. Org.

My Requests 920012312 - Riyadh عرادي

Sehaty Admin Portal Test Portal

Health Profile
Calendar
Life Style
Appointments
Medical Conditions
Medications
Health Maintenance
Immunization

Please schedule an appointment with your family physician for any health expectations that are due

 Health Maintenance

999999 - Test Six Test Six Test Six

HEALTH MAINTENANCE		
Expectation	Frequency	Last Screening Date
Obesity Screening	Annually	17 Dhu Al Qada 1436 - 01 Sep 2015
Diabetes Screening	Annually	17 Dhu Al Qada 1436 - 01 Sep 2015
Lipid Screening	Every 3 Years	05 Jumada Al Awal 1437 - 14 Feb 2016
Tobacco Counseling	Annually	-

Immunizations

This feature provides a list of previous vaccinations and /or those that are recommended in accordance with your age, gender, and medical history.

Patient Immunization

999999 - Test Six Test Six Test Six

MOH PATIENT IMMUNIZATION

OTHER IMMUNIZATIONS

Vaccine	Description	Taken Date
Influenza	Influenza Virus Vaccine, Inactivated	07/12/2015
MCV	Meningococcal Conjugate Vaccine	07/12/2015
MCV4	Meningococcal Conjugate Vaccine	07/12/2015
	Hepatitis A Adult Vaccine	09/03/2013

Laboratory Tests

999999 - Test Six Test Six Test Six

FUTURE TESTS

Date

14 Dhu Al Qada 1437 - 17 Aug 2016

Details

LAB RESULTS DATE 06 MAR 2016

Latest lab results

Select Lab Results Dates

Fluid Chemistry

Hormones / Tumor Markers

1. Select the lab that you need to review by date.

2. After you select the date click on chemistry.

LAB RESULTS DATE 15 OCT 2015

Select Lab Results Dates

Select Lab Results Dates

15 Oct 2015

27 May 2015

01 Aug 2013

16 Jul 2013

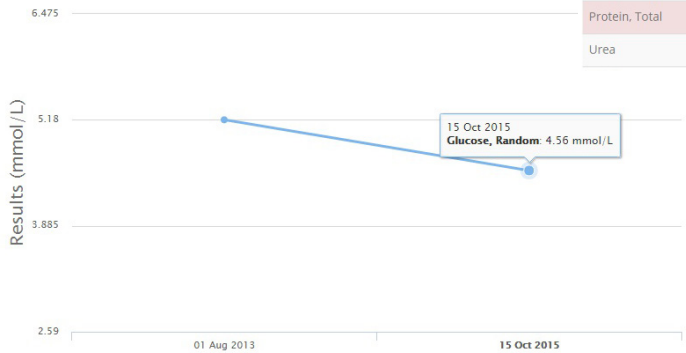
3. It will show you the results and its normal ranges.

Chemistry

Name	Result	Normal Range	Unit	
Albumin	43.3	32.0 - 48.0	g/L	▬▬
Bilirubin, Total	6.9	0.0 - 21.0	umol/L	▬▬
CO2	24.0	22.0 - 31.0	mmol/L	▬▬
Cl	102	98 - 111	mmol/L	▬▬
Creatinine	55	46 - 96	umol/L	▬▬
Globulin	22	20 - 39	g/L	▬▬
Glucose, Random	4.56		mmol/L	▬▬
K	4.8	3.5 - 5.0	mmol/L	▬▬
Na	139	135 - 147	mmol/L	▬▬
Protein, Total	64.8	65.0 - 81.0	g/L	▬▬
Urea	3.3	2.5 - 7.5	mmol/L	▬▬

4. Click on the graph sign for a graphical view of your lab results.

Glucose, Random (mmol/L)



Radiology

View and print radiology reports by date or category.

Radiology Reports

999999 - Test Six Test Six Test Six

RADIOLOGY REPORTS		
Type	Date	
Chest X-ray Lordotic View	30 Rabia Al Thani 1436 - 19 February 2015	Options ▾
MRI Tractography	30 Rabia Al Thani 1436 - 19 February 2015	View Report
US Ankle	03 Dhu Al Qada 1434 - 09 September 2013	Options ▾
US Elbow	19 Shawwal 1434 - 26 August 2013	Options ▾
US Abdomen	17 Shawwal 1434 - 24 August 2013	Options ▾

- Click on options
- Click on view report
- Click on E sign to save or print

Documents & Reports

View summary of your medical documents. To print the documents, click on options.

Documents & Reports

999999 - Test Six Test Six Test Six

DOCUMENTS & REPORTS		
Report Type	Report Date	
Patient Request	17 Rabia Al Awal 1437 - 28 December 2015	View Report
Medical Evaluation	17 Rabia Al Awal 1437 - 28 December 2015	View Report
Discharge Summary	24 Jumada Al Awal 1436 - 15 March 2015	View Report
Medical Evaluation	20 Jumada Al Awal 1436 - 11 March 2015	View Report
Medical Evaluation	20 Jumada Al Awal 1436 - 11 March 2015	View Report
Medical Evaluation	19 Jumada Al Awal 1436 - 10 March 2015	View Report
Medical Evaluation	17 Jumada Al Awal 1436 - 08 March 2015	View Report


To save or print reports, click on the E sign.

DATE OF OPERATION:

PREOPERATIVE DIAGNOSIS:


✓ POSTOPERATIVE DIAGNOSIS:

OPERATION PERFORMED:



Medical Evaluation


This service enables patients to request new Medical Evaluation through “Sehaty” portal without visiting the hospital. Click on the Document and Reports option.

 Documents & Reports

 Vital Signs


 Surgical Procedure


View a list of your previous documents and reports. You can view and download your previous reports by clicking on the “Details” button.





مستشفى الملك فيصل التخصصي ومركز الأبحاث
King Faisal Specialist Hospital & Research Centre
مؤسسة عامة Gen. Org.


عربي LOG OUT


 Health Profile

 My Requests

 Calendar

 Lifestyle

 Appointments

 Medical Conditions

Medical Evaluation

360999 - Icis T Three Hita

DOCUMENTS & REPORTS	
Reporttype	Report_Date
1	24 Feb 2020
1	08 Feb 2020

Details

Details

In order to request for a new medical report, please click on the “request” button.

MEDICAL EVALUATION REQUEST

You can Request new medical report

Request

Choose the doctor and the reason for requesting of the medical report

DOCUMENTS & REPORTS

Physician

Ziad Rayes

Reason

Requested by Patient's Family

For Second Opinion

For General Medical Committee

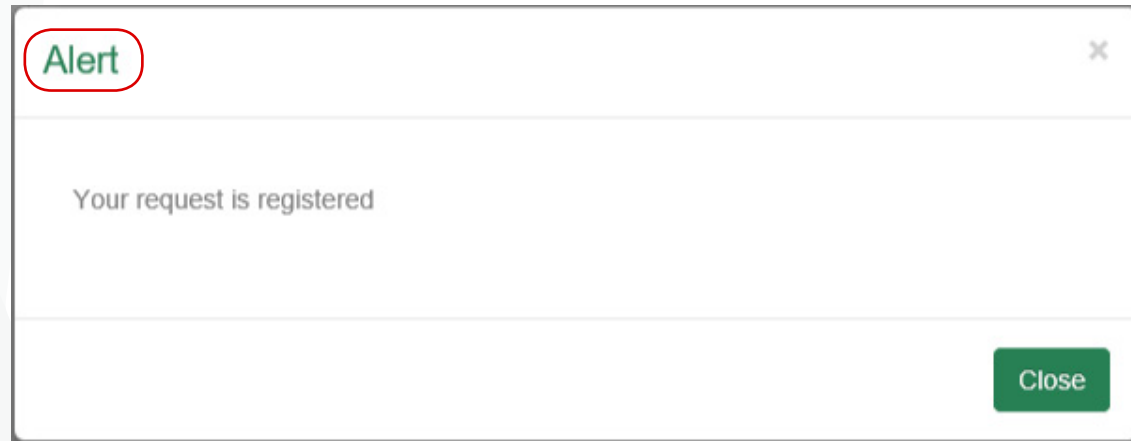
For Social Affairs

For Work Place

For School

For University

An alert message will appear stating “your request is registered”. On the main page, another message will appear stating “the request is under process”

An alert message box with a green header bar containing the word "Alert" in green text and a close button (X) in the top right corner. The main body of the box is white and contains the text "Your request is registered". At the bottom right of the box is a green button with the text "Close".

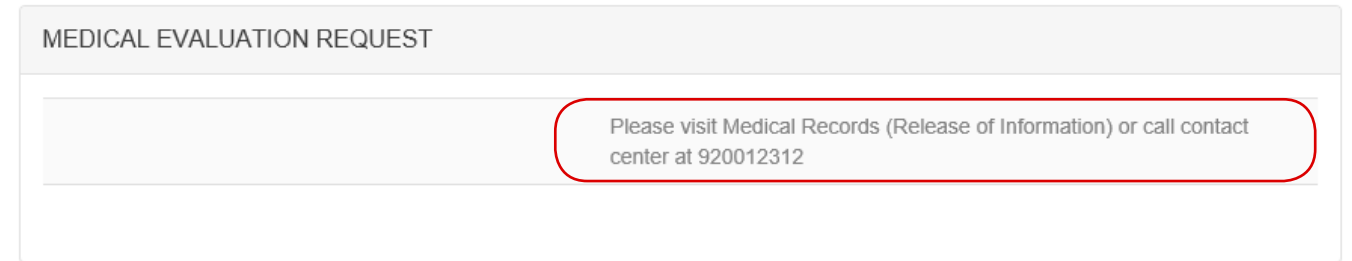
Alert

Your request is registered

Close

If your request cannot be completed, an alert message will appear to you to communicate or visit the Medical Records Department for any of the following reasons:

- If you have an issued medical report within the last 12 months
- Or if you still have pending request under process.

A form titled "MEDICAL EVALUATION REQUEST" with a light gray header. The main content area is white and contains a red-bordered box with the text "Please visit Medical Records (Release of Information) or call contact center at 920012312".

MEDICAL EVALUATION REQUEST

Please visit Medical Records (Release of Information) or call contact center at 920012312

MEDICAL EVALUATION REQUEST

You already have a request under process

Your request will be delivered to the concerned physician where it shall be completed within Four (4) weeks. Completed reports shall be viewed under “Document and Reports” option



Vital signs

View your basic medical parameters from your medical chart such as height, weight, blood pressure, BMI etc. You can also have a graphical view of your parameters by clicking on the green graph sign.

Vital Signs

999999 - Test Six Test Six Test Six

VITAL SIGNS	
Abdominal Girth	
Blood pressure	
Body Mass Index	
Diastolic Blood Pressure Invasive	
Head Circumference	
Heart Rate Monitored	
Height	
NICU Pain Score (0-21)	

Surgical procedures

This feature allows viewing of all your surgical procedures undertaken. Click on 'details' to view report.

Surgical Procedures

999999 - Test Six Test Six Test Six

SURGICAL PROCEDURES				
Procedure Name	Date	Case Number	Doctor Name	
Removal Foreign Body	05 Rajab 1433 - 26 May 2012	JHMOR-2012-2998	Saleh Baeesa	Detail
Endoscopy Upper GI (surgery)	12 Rabia Al Thani 1431 - 28 Mar 2010	CCC-2010-66	Anesthesia Consultant Test	Detail

Pathology reports

This includes your completed Pathology tests and procedures. Click on 'view report' and click on the E sign to print.

999999 - Test Six Test Six Test Six

PATHOLOGY REPORTS		
Name	Date	
Surgical Pathology Report	07 Dhu Al Hijja 1435 - 01 October 2014	View Report
Blood Cell Ultra Structure Report	15 Dhu Al Hijja 1434 - 20 October 2013	View Report
Bone Marrow Pathology Report	12 Dhu Al Qada 1434 - 18 September 2013	View Report
Surgical Pathology Report	12 Dhu Al Qada 1434 - 18 September 2013	View Report
Blood Cell Ultra Structure Report	12 Dhu Al Qada 1434 - 18 September 2013	View Report
Surgical Pathology Report	10 Jumada Al Awal 1433 - 02 April 2012	View Report
Surgical Pathology Report	06 Safar 1431 - 21 January 2010	View Report
Surgical Pathology Report	03 Safar 1431 - 18 January 2010	View Report
Surgical Pathology Report	03 Safar 1431 - 18 January 2010	View Report
Surgical Pathology Report	06 Ramadan 1430 - 27 August 2009	View Report
Surgical Pathology Report	29 Dhu Al Qada 1426 - 31 December 2005	View Report

Hospital Visits

This includes summary of all your outpatient, inpatient and emergency visits. Search option allows you to search by doctor. Click on 'options' to request a statement of your visits, print them or evaluate your visit. You can evaluate your visit within 7 days of your hospital visit. Your feedback helps us to improve our services.

Hospital Visits

999999 - Test Six Test Six Test Six

PREVIOUS OUTPATIENT VISITS				Request All Visits
Search: <input type="text"/>				
Doctor Name	Service	Referred By	Date	
Walk-In Clinic Genetic Genomic	Medical Genetics		29 Jumada Al Awal 1437 09	Options
				Request Statement Of Visit
				Evaluate Your Visit
Amani Aljassas	Ophthalmology		06 143 15 Feb 2016	
New Follow-Up Clinic Orthopedic	Adult Orthopedic Surgery		24 Rabia Al Thani 1437 03 Feb 2016	Options




Medical Supplies

This feature allows you to view information about your medical supplies such as glucose monitor or blood pressure devices etc.

Nutrition Supplies

999999 - Test Six Test Six Test Six

SUPPLIES					
Item Code	Description	Quantity	Unit of Measure	Due date	
90775	FORMULA NUTRITION RESOURCE JUNIOR 1.0KCAL TETRA PACK LIQUID 237ML (REPLACEMENT FOR PEIDASURE) (53)	100	Each	06/02/2016	Detail
90774	FORMULA NUTRITION RESOURCE JUNIOR 1.0KCAL TETRA PACK LIQUID 237ML (REPLACEMENT FOR PEIDASURE) (53)	100	Each	07/01/2016	Detail
90773	FORMULA NUTRITION RESOURCE JUNIOR 1.0KCAL TETRA PACK LIQUID 237ML (REPLACEMENT FOR PEIDASURE) (53)			08/12/2015	Detail
90772	FORMULA NUTRITION RESOURCE JUNIOR 1.0KCAL TETRA PACK LIQUID 237ML (REPLACEMENT FOR PEIDASURE) (53)			08/11/2015	Detail



FORMULA NUTRITION RESOURCE JUNIOR 1.0KCAL TETRA PACK (53) LIQUID 237ML (REPLACEMENT FOR PEIDASURE)

Vanilla Flavour

Net Volume 237 ml (8.1)

Medical Supplies Request

This feature allows you to request for a new medical supply refill. Click on 'Nutrition Supplies' option.

 Nutrition Supplies


After that, a screen will appear for you with all previous and future requests, through which you can view the item image and its information by clicking on the "Details" option.


Nutrition Supplies


36099 - Icic T Three Hita

FUTURE ORDERS				
Description	Unit of Measure	Quantity	Due Date	
FORMULA JEVITY, LIQUID W/FIBER 237ML (53)	Each	2	19 Aug 2020	Details
FORMULA RESOURCE FRUIT WILD BERRY, LIQUID FAT FREE CLEAR 237ML (53)	Each	3	19 Aug 2020	Details
MODULAR THICKEN UP CLEAR, THICKENING AGENT 125 GRAM (53)	Each	1	05 Sep 2020	
MODULAR THICKEN UP CLEAR, THICKENING AGENT 125 GRAM (53)	Each	1	05 Oct 2020	

To refill any of the previous orders list, select the required order and then click on the “Request New Refill” option

 Nutrition Supplies

 Personal Profile

 Medical Evaluation

PREVIOUS ORDERS

☐

Description

FORMULA RESOURCE PLUS
1.5 KCAL VANILLA, LIQUID
FOR ADULT, 237/ML (53)

Unit of Measure

Each

Due Date

09 Mar 2020

Details

Request New Refill

An alert message will appear to you that “Your request for new refill has been submitted successfully.”


Alert

Your request for new refill has been submitted successfully.

Close


Request New Refill

To follow up on the status of the request, click on the “My Requests” option

 My Requests

Nursing Medical Supplies Request

This feature allows you to order a new refill for Nursing medical supplies. Click on ‘Nursing Supplies’ option.

 Nursing Supplies

After that, a screen will appear for you with all previous and future requests, through which you can view all of the details of the items requested.

FUTURE ORDERS			
Description	Unit of Measure	Due Date	Quantity
TAPE HYPO-ALLERGENIC SILK CLOTH 1" X 10 YDS ROLL (33)	Roll	01 Nov 2020	9
DIAPER ADULT FITTED LARGE HIP 44 TO 60" W/ABSORB-LOC PLUS PROTECTION (16)	Each	18 Nov 2020	3000
GLOVES EXAMINATION NON LATEX POWDERED FREE MEDIUM PAIR NON STERILE BX/100 (46)	Box	18 Nov 2020	5
UNDERPAD LAYER FILLER FLAME RETARDENT NON-WOVEN 60X80CM DISP (34)	Each	18 Nov 2020	100
CLOTH CLEANING WASHCLOTH SIZE 10" X 13" CLEANSING WIPES' PK/50 (34)	Pack	18 Nov 2020	20

36

37

To request new refill any of the listed previous items, select the required item and then click on the “Request New Refill” button.

PREVIOUS ITEMS			
	Description	Unit of Measure	Due Date
<input checked="" type="checkbox"/>	BAG BILE T TUBE ADAPTER 9 OZ SMALL 2 BELTS RUBBER ADJUSTABLE (48)	Each	15 Apr 2019

[Request New Refill](#)

An alert message will appear to you that “Your request for new refill has been submitted successfully”


Alert

×

Your request for new refill has been submitted successfully.


Close

To follow up on the status of your request, click on the “My Requests” option

 My Requests

Personal Profile

Personal profile includes your personal information such as address, phone numbers, email etc.

Green field indicates that you can update your information. Red field indicates missing information that needs to be filled. Click on “save”  after you have entered any information.

Personal Profile

999999 - Test Six Test Six Test Six

MY INFORMATION	
National ID	1123456789
MRN	999999
Name	Test Six Test Six Test Six
Mobile Number	Empty
Email Address	LLKK@kfsh.com
Birth Date	22 Dec 1970
Gender	Male
Nationality	Saudi Arabia

You can also view your dependents’ medical information and those who gave you access to their medical information or profiles. You can grant access to view your health information, to anyone who has a King Faisal Specialist Hospital medical record number.

- Sign in to your Sehaty account and click on the ‘personal profile’ tab.
- Click on the green plus sign in ‘people I authorize to access my medical records’.



- It will open a window that you can add the user name of person to access your records. Enter their iqama number or national ID number and then click on 'relation'.
- Click on their relation with you from the drop down list.
- To specify a time period to giving access to others, click on the calendar.
- For unlimited or permanent access, click on 'save' without making a selection from calendar.

Authorize Access to your Recored

User Name

Relation

Authorize Until

PEOPLE I AUTHORIZE TO ACCESS MY MEDICAL RECORDS

User Name	Relation	Authorize Until	Reference

MEDICAL RECORDS THAT I HAVE BEEN ALLOWED TO ACCESS

MRN	Name	Authorize Until	Reference

Sehaty Trouble Shooting: Questions & Answers

Q1: I have forgotten my password. How do I reset?

A: You can reset password visiting the KFSH & RC registration desk

OR

Online at Sehaty.sa **or** through Sehaty application

Click on 'forgot password 'on the Sehaty page

Enter the national ID number or iqama number and press next to reset password.

You will receive a numeric verification code on your mobile phone that you registered your Sehaty account with.

Enter that verification code and after this, you may reset your password and login to your account.

Q2: Unable to register online or system states to update information.

A: Please ensure that the KFSH & RC medical record number that you are entering is correct. Sehaty requires an updated National ID/Iqama number. To update your National ID or Iqama number information, please visit the registration desk at KFSH & RC hospital. After updating your information, you can register for a Sehaty account and login to access your health information.

Q3: How can I update my personal information in my Sehaty account?

A: If you need to update your National ID / Iqama Number, please visit the registration /reception desk at the main hospital.

For other updates such as address, email etc., login to your Sehaty account at

Sehaty.sa

Click on 'personal profile' tab.

You will see green or red colored fields in which you can update your information.

Ensure to click on 'Save' after making your changes.

The information is updated instantly in your records.

Sehaty Trouble Shooting: Questions & Answers

Q4: On the first page of Sehaty, why do I see I owe a balance?

A: There may be pending payments in your account. Please follow up in person at the hospital finance desk.

Q5: I login to Sehaty and I get a blank screen.

A: Please ensure that your personal information is correct and up-to-date, such as iqama and national ID number, medical record number and password etc. Logout of your Sehaty account, refresh your browser and log back in. If the problem still persists, please visit the registration desk at KFSHRC hospital.

Q6: I was registered in the previous E-services version. How do I update?

A: You may visit the registration desk at KFSHRC

OR

Go to Sehaty.sa

Download the most recent version of Sehaty

In order to provide you the best of service, we continuously update versions to keep Sehaty up-to-date as per user feedback.

Q7: I have trouble registering for Sehaty.

A: Ensure that you are entering the correct KFSHRC medical record number. Ensure that your iqama or national ID is up to date and not expired. If you still have problem with registration, kindly visit the registration desk at KFSHRC hospital, we will gladly assist you at the registration desk.

Q8: When I register for my son, the system asks me to come in person.

A: For security reasons, all dependents' under 18 cannot register online. One of the parents is required to visit the registration desk at the main hospital for registering their child.



Sehaty Trouble Shooting: Questions & Answers

Q9: When I try to view my reports, why do I get a blank screen?

A: Log out of Sehaty, refresh browser and log back in and click on the needed tab within Sehaty. If you still cannot view reports, the reports may not be available in the system yet. Most test results are automatically released into Sehaty with the exception of certain sensitive confidential tests. If you do not see a certain lab result, please note that some medical laboratory tests take a longer time to be processed as per lab standards. Please check with your clinician regarding time frame for test results.

Q10: How can I request for reports? Or how can I get all of my medical records?

Log in to your Sehaty account, click on the needed tabs, such as labs, Pathology or Documents and reports tabs and click the 'details' button. You may view or print these reports. For any further documentation, please visit the medical records department at KFSHRC.

Q11: I do not see a list of all my dependents?

A: If the dependents are over age 19, then they would need to give you access through their own account by clicking on personal profile tab and allowing you access to view information. Please follow the instructions to give access to view records.

If the dependents are under age 19, then for security reasons, he/she cannot register online. One of the parents is required to visit the registration desk at the main hospital for registering their child.



Sehaty Trouble Shooting: Questions & Answers

Q12: Request for medication list.

A: Log in to Sehaty account. Click on the Medication tab. You will see list of Active medications and Inactive medications. Click on the 'Options' button and then click 'Details'.

Q 13: I cannot see my relatives or parents medical information on Sehaty.

A: You need to have permission to view other patients' Sehaty information. Any KFSH & RC patient can grant access to another KFSH & RC patient.

You can also view your dependents' medical information and those who gave you access to their medical information or profiles. You can grant access to view your health information. Sign in to your Sehaty account and click on the 'personal profile' tab.

- Click on the green plus + sign in 'people I authorize to access my medical records'.
- It will open a window that you can add the user name of person to access your records. Enter their iqama number or national ID number, and then click on 'relation'.
- Click on their relation with you from the drop down list.
- To specify a time period for giving access to others, click on the calendar.
- For unlimited or permanent access, click on 'save' without making a selection from calendar.



Sehaty Trouble Shooting: Questions & Answers

Q14: I am unable to receive verification code for registration or for resetting password.

a: For first time registration: Ensure that the mobile number is correct.

b: For resetting password: Please note that for resetting password, the same number has to be given, the one with which you primarily registered with. For further assistance please visit KFSHRC hospital registration desk.

Q15: My diagnosis is not showing.

A: Your Health Summary contains the record of health issues and diagnoses for which you are actively and continuously being treated at KFSH & RC, such as diabetes. This section will not include short-term diagnoses you are treated for, such as a common cold. If you have questions or concerns regarding the health issues listed, please discuss this at your next visit with your healthcare provider.



For more information and latest news , please visit one of our accounts on these social networks



KFSHRC

Or visit Sehaty website at Sehaty.sa or Contact the National Contact Center “Amer”

