



To Add Allergy in SEHATY


Dear Patient,

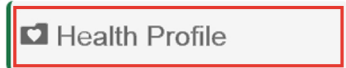
Using **Sehaty**, you can now update your current allergies list available in your health medical record. If required, you can add the name of the medication or substance to which you are allergic.


Please follow the below steps to Add an Allergy:


- 1 Login to your Sehaty account through the Website


»»» sehaty.sa

»»» 
- 2 Once logged in, click on “Health Profile” option from the left hand navigation

»»» 
- 3 On the “Health Profile” screen, go to the “Current Allergies” section of the screen

»»» 
- 4 To add an Allergy, click on the “Add” button at the left side of your current allergies list

»»» 
- 5 A small window will open where you can select, (from the drop down list) the name of the substance or medication to which you are allergic. Then click the “Add” button

»»» 
- 6 An Alert message will appear notifying you that your request has been received and will be reflected in the “Current Allergies” list. Your allergy request will appear in the “Current Allergies” section of the screen.
- 7 At your next visit to KFSH&RC, please confirm your allergy with the doctor, nurse or pharmacist.